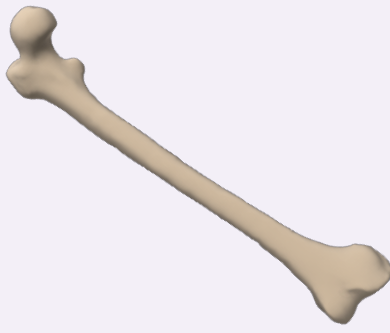
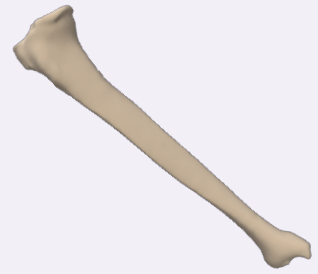


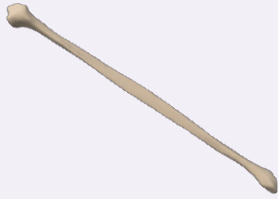
Carpo, metacarpo e falanges



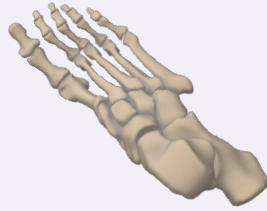
Fémur



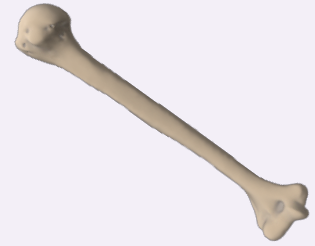
Tíbia



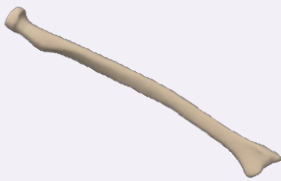
Fíbula



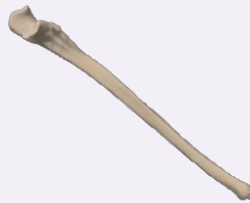
Tarso, metatarso e falanges



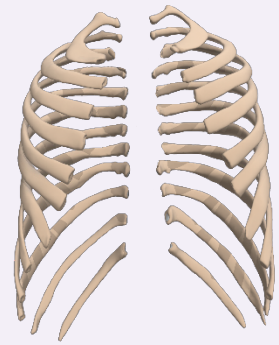
Úmero



Rádio



Ulna




Costelas



Esterno



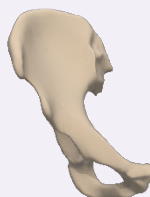
Coluna vertebral



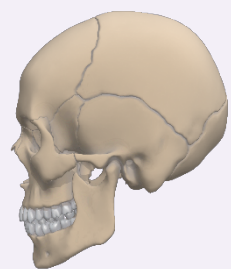
Clavícula



Escápula



Ilíaco



Crânio



CORPO HUMANO

Localização dos Ossos

Localizo os ossos nas diferentes partes do corpo

CABEÇA

A large, empty rounded rectangular box with a purple border, intended for drawing the skull. It is located on the left side of the page, under the 'CABEÇA' label.

TRONCO

A large, empty rounded rectangular box with a purple border, intended for drawing the torso. It is located on the right side of the page, under the 'TRONCO' label.



CORPO HUMANO

Localização dos Ossos

Localizo os ossos nas diferentes partes do corpo

MEMBROS SUPERIORES

A large, empty, rounded rectangular box with a thin purple border, intended for drawing the upper limbs (MEMBROS SUPERIORES). It occupies the upper half of the page.

MEMBROS INFERIORES

A large, empty, rounded rectangular box with a thin purple border, intended for drawing the lower limbs (MEMBROS INFERIORES). It occupies the lower half of the page.